

30 ← 1 Column

Mating Side

Mounting Side

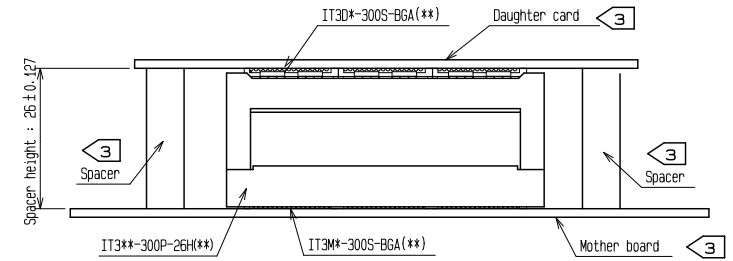
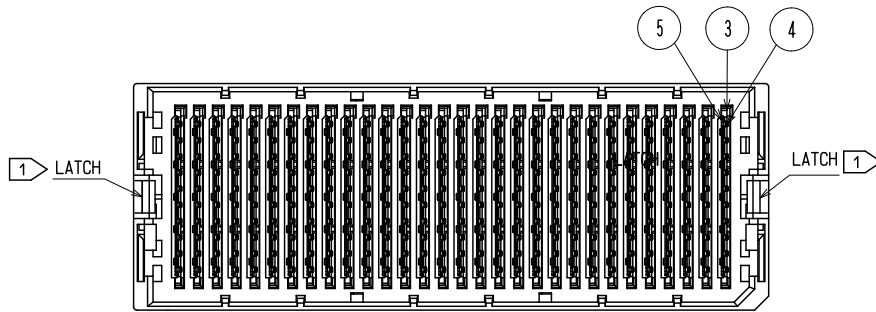
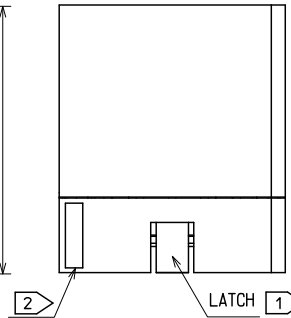
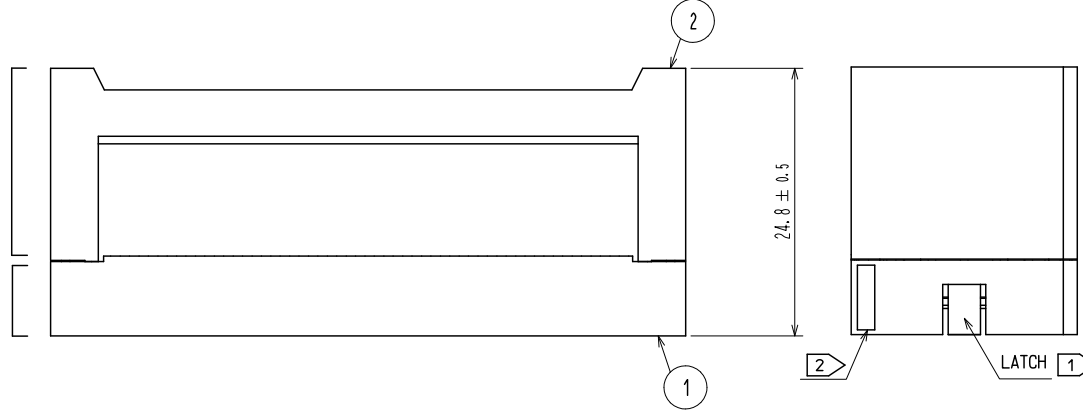
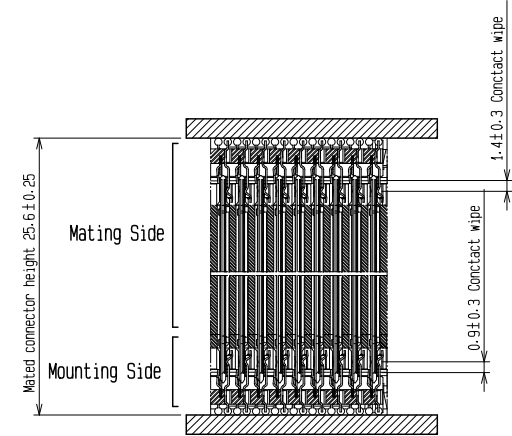


Fig.1(FREE)



Mating Cross Section (Free)

- NOTE.
- 1 Mounting side is mated with the receptacle:IT3M-300S-BGA(**) and fixed with the latch.
 - 2 Lot No. shall be marked on the indicated position.
 - 3 The indicated mother board and daughter card shall be fastened to the additional reinforcements to prevent the stress on IT3*-300S-BGA(**) solder joints.
 4. More information of this product is available in HIROSE document :ETAD-F0347 "IT3 design guideline".
 5. This product consists of 300 signal lines and 270 ground lines.
 6. 30pcs of this products are packed in a soft tray.
 7. Standard package of 60pcs are packaged in a carton box.

3	PC	BLACK	UL94V-0				
2	LCP	GRAY	UL94V-0	5	Copper Alloy	CONTACT AREA+NICKEL(1.5μm)+GOLD (0.76μm)	
1	PBT	BLACK	UL94V-0	4	Copper Alloy	CONTACT AREA+NICKEL(1.5μm)+GOLD (0.76μm)	
NO.	MATERIAL	FINISH	REMARKS	NO.	MATERIAL	FINISH	REMARKS
UNITS	mm	SCALE	2 : 1	REV/COUNT	1	DESCRIPTION OF REVISIONS	DIS-F-004000
		DESIGNED	TK. KIKUCHI	CHECKED	TM. MATSUO	DATE	09.07.17
APPROVED		T. MATSUO	06/20/2008	DRAWING NO.		EDC-157091-01	
CHECKED		T. MATSUO	06/20/2008	PART NO.		IT3-300P-26H(03)	
DESIGNED		M. NAGATA	06/20/2008	CODE NO.		CL636-0135-9-03	
DRAWN		M. NAGATA	06/20/2008				

HRS HIROSE ELECTRIC CO., LTD.

